



Software Testing Mentor Job Aid

Testing is our profession; Quality is our passion!™

Basic Korean input testing

The input of East Asian languages (Japanese, Korean, Simplified Chinese, and Traditional Chinese) requires an Input Method Editor (IME) utility program. Input of Korean character strings are important tests for both Unicode and ANSI systems. Korean contains ideographic characters represented in all East Asian languages called *Hanja*, and it also contains unique Unicode character code points not found in any other language group (*Hangul*).

NOTE: ANSI based systems rely on a unique encoding of East Asian characters called double-byte encoded character sets (DBCS). There are many issues with DBCS encoded strings in ANSI programs, and that discussion is beyond the scope of this job aid. Additionally, ANSI based programs are becoming obsolete and most programs today should support Unicode strings. If you need information on testing DBCS please contact Bj.Rollison@comcast.net



Step	Action	Example
1	Ensure the system is configured supplemental language support and the Korean keyboard layout is installed.	
2	Set focus to the application under test (AUT). Note The application (or edit control) under test must have focus when changing the keyboard layout.	
3	Select the Korean (KO) keyboard layout in the Language bar. Note Notice the Input Style button, Input Mode button and Conversion Mode buttons appear in the task bar.	
4	Press the Input mode button on the task bar Note: Notice the Input Mode button changes from a capital Latin letter A to a Hangul character.	
5	Set focus to the edit control in the application under test.	
6	Type riactl	김치
7	Press the Space bar	

Copyright © 2001 -2007 by Bj Rollison

Permission to make digital or hard copies of part or all of this work for personal or classroom use is granted without fee provided that copies are not made or distributed for profit or commercial advantage and that copies bear this notice and the full citation on the first page. Republication or redistribution in whole or in part is prohibited.

Software Testing Mentor Job Aid

Testing is our profession; Quality is our passion!™

8	Type Shift+q	김치 뻬
9	Type kd	김치 빵
10	Press the Space bar	
11	Type guseo	김치 빵 현대
12	Press the Space bar	
13	Type rk	김치 빵 현대 가
14	Click Hanja conversion button on the IME language bar or press the Right control key	
15	Select an ideographic character either by clicking on the character with the mouse or pressing the corresponding number Note: Hanja candidates do not appear if a Hangul character or characters do not have a matching Hanja character.	<p>김치 빵 현대 가</p> 
	A string of Korean words	김치 빵 현대 家

Copyright © 2001 -2007 by Bj Rollison

Permission to make digital or hard copies of part or all of this work for personal or classroom use is granted without fee provided that copies are not made or distributed for profit or commercial advantage and that copies bear this notice and the full citation on the first page. Republication or redistribution in whole or in part is prohibited.